

**EXPOLINC FABRIC SYSTEM**

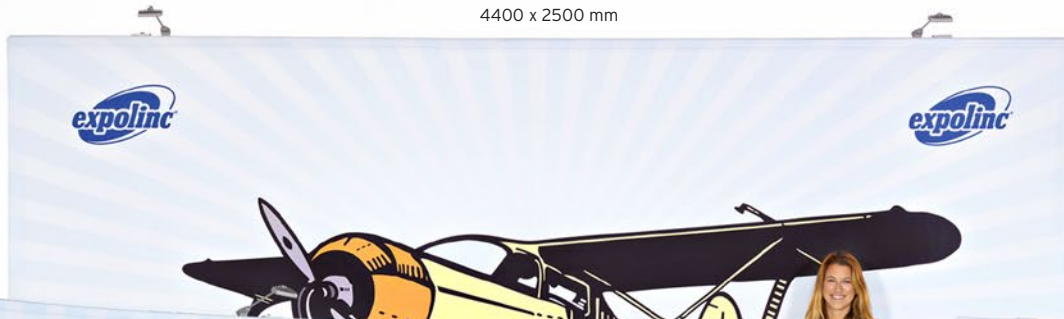


**High Performance Display Systems**



Watch the full movie at [www.expolinc.com/products/fabric-system/](http://www.expolinc.com/products/fabric-system/)

4400 x 2500 mm



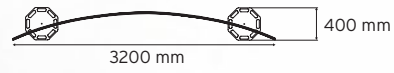
3300 x 2400 mm



2200 x 2100 mm



**Image size**  
 3300x2400 mm  
 7.9 m<sup>2</sup>



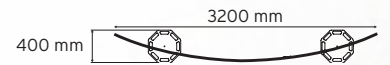
- 2 pcs Poles**
- 6 pcs inner curved profiles**
- Soft bags**
- 1 pc Soft Image Counter**
- 1 pc Brochure Stand**
- Spotlights**

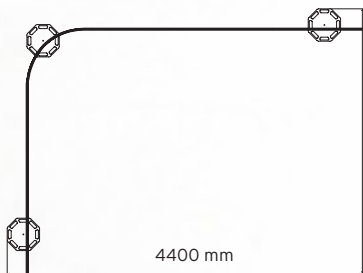




- 2 pcs Poles**
- 6 pcs outside curved profiles**
- 1 pc Standard Case XL**
- 1 pc topshelf**
- Spotlights**

**Image size**  
 3300x2750 mm  
 9.1 m<sup>2</sup>





3300 mm

4400 mm

**Image size**  
6800x2750 mm  
18.7 m<sup>2</sup>

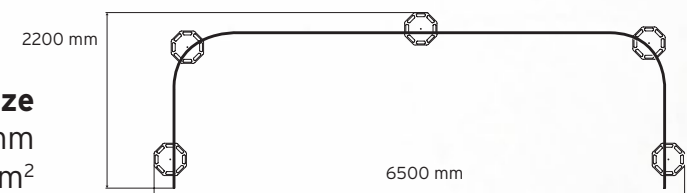
- 3 pcs Poles**
- 10 pcs straight profiles**
- 2 pcs 90 degree profiles**
- 1 pc Standard Case XL**
- 1 pc Brochure Stand**
- 1 pc Stand Up Info**
- Spotlights**

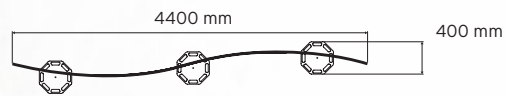




- 5 pcs Poles**
- 12 pcs straight profiles**
- 4 pcs 90 degree profiles**
- 2 pcs Standard Case XL**
- 2 pcs topshelf**
- Spotlights**

**Image size**  
 9200x2750 mm  
 25.3 m<sup>2</sup>





**Image size**  
 4400x2500 mm  
 11.0 m<sup>2</sup>

- 3 pcs Poles**
- 4 pcs inner curved profiles**
- 4 pcs outside curved profiles**
- 1 pc Standard Case XL**
- 1 pc topshelf**
- Spotlights**







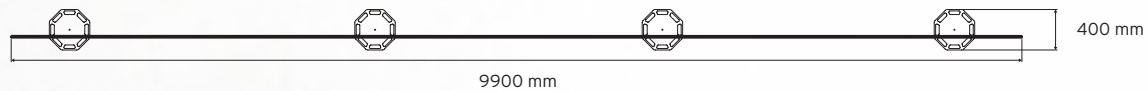
- 3 pcs Poles**
- 8 pcs inner curved profiles**
- 4 pcs straight profiles**
- 2 pcs Standard Case XL**
- 2 pcs topshelf**
- 2 pcs Roll Up Compact**
- Spotlights**

**Image size**  
 6600x2750 mm  
 18.2 m<sup>2</sup>





**Image size**  
 9900x2750 mm  
 27.2 m<sup>2</sup>





- 4 pcs Poles**
- 18 pcs straight profiles**
- 2 pcs Standard Case XL**
- 2 pcs topshelf**
- 2 pcs Pole System**
- Spotlights**



**All complete in one box!**  
Standard Case XL holds up to 3 poles and 90° curved profiles. The case can easily be converted into a podium.



The soft bag is designed for 2 poles, profiles and a graphic of up to 14 sqm. The steel bases are carried separately in a dedicated bag.



The topshelf is available in silver or white.



System well protected in robust bags.



Best in Class LED available. 15W and impressive 1200 Lumen.



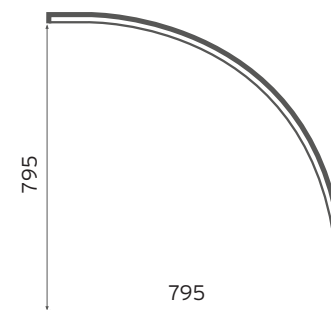
**Straight profile 1100 mm.**  
Can easily be cut into desired length.




**Curved profile 15° 1100 mm.**  
Graphic on inner radius 4,2 m.



**Curved profile 15° 1100 mm.**  
Graphic on outer radius 4,2 m.



**90° inner curve 1300 mm.**  
Graphic on inner radius 0,8 m.  
Fits in the Standard Case XL.



For more information, please visit [expolinc.com](http://expolinc.com)